





真道書院工程建議 (2013年9月26日)

項目 item	位置 Location	詳情 Description	現況 Original condition	建議 Proposed improvement
A. 第二校舍				
01	地下會議室 G/F Meeting Room	<p>這應該是真道書院給人的第一印象，但卻缺乏一個具代表性的特色，室內間格的鋪排也欠佳。</p> <p>設計意念：這個設計是要設立一個正式的「接待區」，重新建立較佳的空間編排。另外，原有的牆身曲線也保留下來，加強視覺元素。有光線包圍著的座位及曲線牆身將會把「光」的主題強調出來。</p> <p>This is the first impression to the logos academy but lack of a strong iconic character. Meeting rooms are also not arranged in a proper hierarchy.</p> <p>Design Intention: The design is to introduce a proper 'reception' space for the school and reestablish a better spatial sequence for the meeting area. The design also makes use of the existing curve wall and transforms it into a visual feature for the space. The lighting feature seating and the fully lit curve wall emphasis the overall 'Light' theme</p>	 <p>• PROBLEM IDENTIFIED:</p> <ul style="list-style-type: none"> - LACK OF ICONIC IMAGE - LACK OF HIERARCHY AND SPATIAL SEQUENCE - A CURVE WALL CREATE AND DOMINATE OF THE AREA - TABLE AND CHAIRS ARE NOT COORDINATE / ARRANGED. 	

02	<p>高身外牆 External blank wall</p>	<p>學校的其中一面外牆顯得突出卻空洞。 設計意念：在視察過外牆的位置後，我們建議加上中文壁書，把學校的宗教特色，以簡單樸實的方式突顯出來。</p> <p>One of the external walls in the school campus is so eye catching and looks empty.</p> <p><i>Design Intention: After review the location of the wall, an external mural in Chinese Calligraphy is suggested in order to highlight the religious theme of the school in a simple and humble way.</i></p>		
03	<p>新翼大樓外牆 External end wall at the extension block</p>	<p>新翼大樓的外牆，是學校其中一個最顯眼的部分，但就缺乏了明確的視覺焦點。 設計意念：因為新翼是新建的結構，應該會有完整的結構記錄，也因此容許更具創意的表達形式。採用四層結構的裝飾，配合內嵌式 LED 照明，將可以在這顯眼的地方展示「光」的主題。</p> <p>The external wall in the extension block is one of the prominent locations but a visual focus is missing.</p> <p><i>Design Intention: Since the extension block is a newly built structure, proper structural record should be available and more creative expression could be considered. By adopting four external cladding features with concealed LED light fittings, the 'Light' theme can be expressed in this prominent position.</i></p>		

04

禮堂舞台背景
Backdrop at the
stage of the
Assembly Hall



背景顯得模糊，兩邊側門有礙觀瞻，學校的宗教主題亦不明顯。

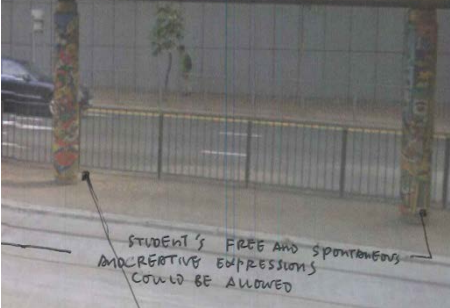
設計意念：我們建議採用曲面的牆身和舞臺背景。這個設計一方面可以解決側門的問題，另一方面也能營造出舞台更寬廣的錯覺。平實的十字架裝飾上，會有 LED 背光，可以隨著不同的聚會氣氛轉變顏色，加強氣氛。整個「光」的主題也能透過這個燈光效果得以突顯。此外，校徽宜加大，校訓在校徽兩旁。


There is no articulation of the background and 2 doorways are unsightly positioned. Religious theme of the school is also missing.


Design Intention: A curvy feature wall as the backdrop of the stage is proposed. The provision of this wall on one hand solves the unsightly doorways linking to the back stage, on the other hand, it provide illusion of wider stage perception. The humble cut out of the cross feature will equipped with LED lighting that can change colours in order to enhance the atmosphere of different gatherings/ congregations. The lighting effect also tied up with the overall 'Light' theme of the uplifting works.

A bigger school logo is proposed with the school slogan on the sides.



05	有蓋操場柱子 Columns at cover playground	<p>有蓋操場內有幾條柱，上面沒有任何的裝飾。設計意念：在柱身塗上水泥(水泥版)，令柱子變成學生的創作空間，可以在上面畫壁畫，而這些壁畫可以定期更換，讓學生可以自由地發揮創意。</p> <p>There are a numbers of columns in the covered playground. No artistic dressings are found in these columns so far.</p> <p><i>Design Intention: By application of tile filler on columns, they are transformed into a media for the students' creative mural painting. The murals could be changed from time to time to allow free and spontaneous artistic expression of the students.</i></p>	 A photograph showing the interior of a covered playground. Several blue-painted concrete columns are visible, supporting the roof. A red bus is parked in the background, and a person is partially visible on the left.	 A close-up photograph of a blue-painted concrete column. The column has a colorful mural on it. Below the column, a sign on the ground reads: "STUDENT'S FREE AND SPONTANEOUS AND CREATIVE EXPRESSIONS COULD BE ALLOWED".
----	---	---	--	---

B. 第一校舍				
06	禮堂台上背景 Backdrop at the stage of the Hall	與第四項相同 Same as item 04	與第四項相同 Same as item 04	與第四項相同 Same as item 04
07	有蓋操場柱子 Columns at cover playground	與第五項相同 Same as item 05	與第五項相同 Same as item 05	與第五項相同 Same as item 05
08	禮堂大樓外牆 External end wall at the Assembly Block	<p>在遠處不能看到學校名稱 設計意念：在現有窗口前加上網架，可掛上較大的校徽。</p> <p>The school name on the wall could not be seen from a distance.</p> <p><i>Design Intention: By using a wire frame span across the existing window, larger school logo is feasible.</i></p>		

<p>09</p>	<p>操場 External area in the playground</p>	<p>在校園裡沒有突出的基督教標誌。</p> <p>設計意念：一幅窄長的裝飾牆，靈感源自傳統教會的鐘塔，作為一個地標，在校內甚至遠處亦能看見。此外也有雕空的設計配合晚間燈光效果。</p> <p>There is no strong Christianity icon in the school campus.</p> <p><i>Design Intention: A tall slender feature wall, which inspired by bell tower of a typical church ground, is proposed as an iconic feature visually connected within the school and the distant context. A similar cut out feature is designed and special lighting effect is also provided in the night time.</i></p>		 <p>The image contains three parts. At the top is an architectural rendering of a tall, slender, white feature wall with a cut-out section. Labels point to 'Feature wall', 'Cut out feature', and 'Special lighting effect'. Below this are two Google Maps screenshots. The top map shows a wider view of the school campus with a red line indicating the 'VIABLE FROM PLANTAGE' area. The bottom map is a closer view of the same area, showing the 'VIABLE FROM PLANTAGE' area and the 'VIABLE FROM PLANTAGE' area.</p>
-----------	---	---	--	---